



- Strobe with two field selectable settings 15cd or 30 cd
- Designed to meet or exceed NFPA/ANSI standards and ADA accessibility guidelines
- Polarized models with wide listed voltage ranges using filtered DC or unfiltered FWR input voltage
- Wire terminals for in/out wiring supervision
- All models mount to 4" square back box
- Available in 24VDC polarized models
- Strobe synchronization requires an Amseco SMD10-3A (daisy chain) sync module
- Stickers show selected candela rating



Amseco's Bell/Select-A-Strobe Series is designed to be ADA compliant and meet UL standard 1971 requirements for emergency signaling devices for the hearing impaired. The strobe features a unique candela intensity tamper-proof field selector switch for switching the candela output from 15cd to 30cd. The selector switch is accessible without the need to disassemble the unit. The Bell/Strobe combination is polarized for connecting to supervised fire alarm circuits. The bell is motor driven and draws as little as 12.1mA at 24V DC and is available in 6", 8", and 10".

The Bell/Strobe combination is polarized for connecting to supervised fire alarm circuits. The series is only available with a red housing, 15cd or 30cd, in 24V DC. The strobe can be synchronized by using the SMD10-3A sync module to comply with NFPA recommendations concerning photosensitive epilepsy when installing two or more visual appliances within the field of view. The strobe signals are listed for indoor use, ceiling and wall mount, under UL 1971 standard.

The SB24 Bell Strobe Series is recommended for use in areas such as; meeting rooms, schools, corridors, apartments, office buildings, restaurants, hotels, and any other application where effective audible visual warning is required by federal, state, or local authority having jurisdiction.

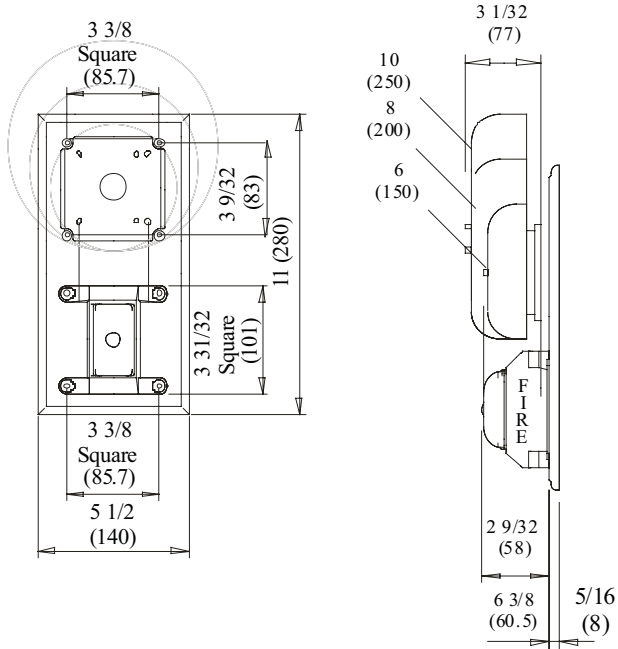
Ordering Information

Model Number	Housing Color	Bell Gong Size	Rated Voltage (VDC)	Strobe Output (cd)	Sync Module	UL Rating (dB/10ft.)	ULC Rating (dB/10ft.)
SB624-153075	Red	6"	24	15 or 30	SMD10-3A	83	85
SB824-153075	Red	8"	24	15 or 30	SMD10-3A	83	85
SB1024-153075	Red	10"	24	15 or 30	SMD10-3A	84	85

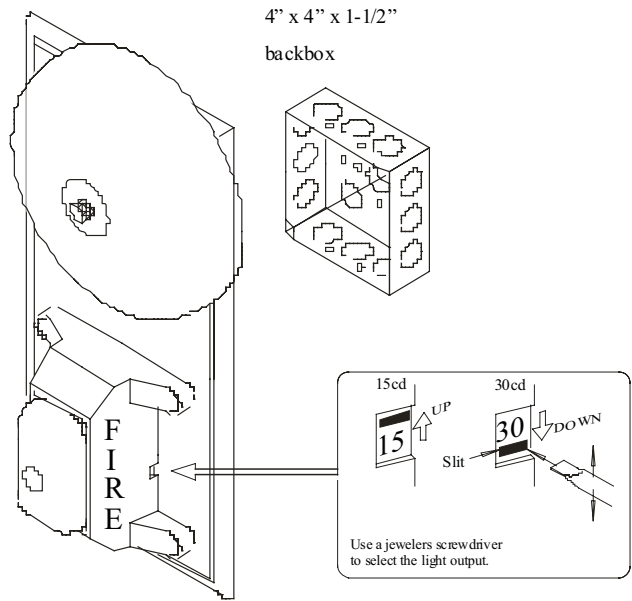
Engineering Specifications

The visual alarm indicating appliance shall be Amseco model SB24 Bell Strobe Series or equivalent device. The strobe shall be listed under UL 1971 standard for signaling devices for the hearing impaired and shall be approved for fire protective service. The candela output shall be field selectable, having a dual setting of 15/75 cd or 30/120 cd output. The signaling strobe shall operate on 24V DC from a non-coded regulated DC supply or full-wave rectified, unfiltered supply. It is designed to produce a signal flash of one flash per second with continuously applied minimum voltage. The strobe shall be capable of wall or ceiling mounting to an electrical back box. Visual signaling devices shall be mounted to 80" above the highest floor point or 6" below ceiling, whichever is lowest. They are to be installed as per plans and specifications.

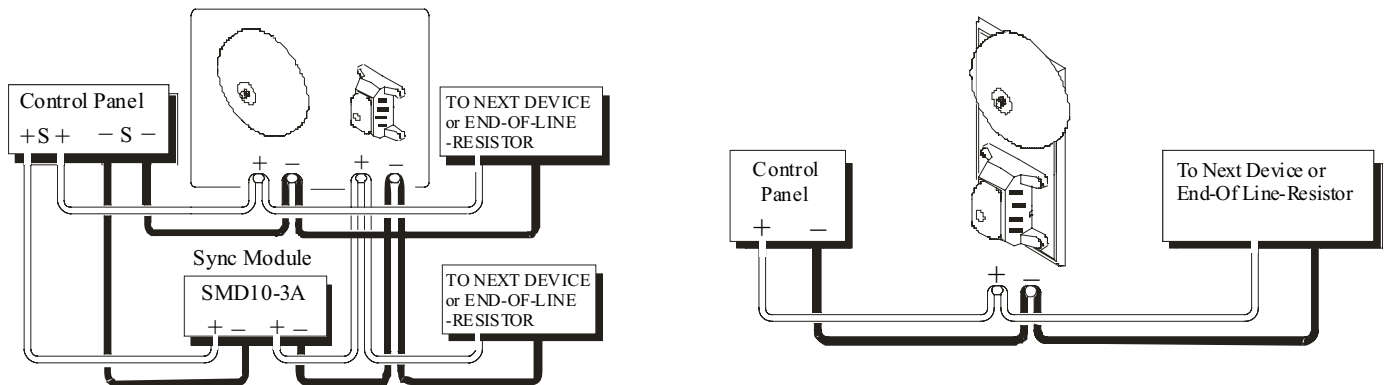
Dimensions: inches (mm)



Mounting



Wiring Diagram



*The Sync module is rated for 3.0 amperes at 24 VDC.