


## Features

- Single module with dual contact monitoring inputs
- Two (2) Class B or one (1) Class A monitoring inputs
- SLC Class A (Style 6,7) & Class B (Style4)
- Mounts in a standard 4" or double gang box
- Wiring terminals accessible when mounted in box
- All wiring terminals accept 22 to 14 AWG
- Product includes a 5 year warranty

**NOTE:** This addressable module does not support 2-wire smoke detectors.



Stock Number: 1430822



## Application

The DCM-4 is compatible with Potter's PFC-6000 series and PFC-8500 addressable fire alarm control panels. The DCM-4 is an interface module used to monitor dry contact devices such as sprinkler water flow, valve tamper switches, or conventional pull stations. The module is capable of monitoring two separate Class B or one Class A circuits.

## Description

The DCM-4 uses two (2) consecutive SLC loop addresses when monitoring two (2) Class B circuits or one (1) address when monitoring a single class A (Style D) circuit. The module mounts on either a 4" square or double gang box. The module is capable of monitoring two (2) separate class B circuits making it ideal for monitoring sprinkler waterflow and valve tamper switches when they are located in the same proximity. The DCM-4 includes one red LED to indicate the modules status. In normal condition, the LED flashes when the device is being polled by the control panel. When a contact is activated, the LED will light continuously and in case of an open circuit, the LED will turn off.

## Technical Specifications

Operating Voltage	22.0-24.0V
Max SLC Standby Current	325 $\mu$ A
Aux Power Required	1mA
Max Wiring Resistance of IDC	100 $\Omega$
Max Wiring Capacitance of IDC	1 $\mu$ F
EOL Resistor	5.1K $\Omega$
Operating Temperature Range	32 to 120°F (0 to 49°C)
Operating Humidity Range	0 to 93% (non-condensing)
Max no. of Module Per Loop	127 units (Class A) or 63 units (Class B)
Dimensions	4.17" (106mm)L $\times$ 4.17" (106mm)W $\times$ 1.14" (29mm)D
Mounting Options	Standard 4" Square or Double Gang Box
Shipping Weight	0.6 lbs

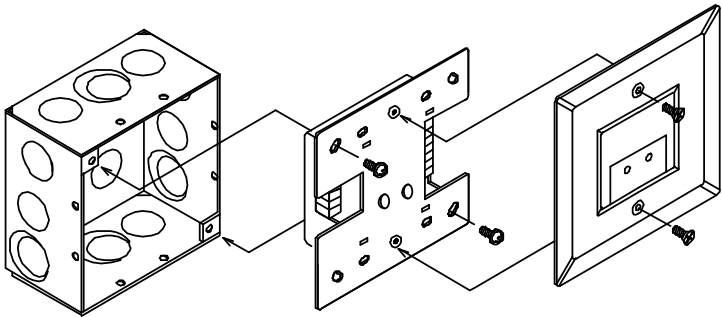
## Setting the Address

Each addressable module, smoke sensor, heat detector and combination sensor/detector must be assigned an address prior to installing the device. The address is set using either the hand held device programmer or the addressing feature on the PFC 6000 /PFC 8500 Series control panels. When the DCM-4 is used to monitor two individual Class B circuits a single device address is assigned, with the second address number assigned automatically by the module assuming the next consecutive address. For example, if the first address number is assigned as “2”, the second address number will automatically be assigned as SLC device address “3”.

Before connecting a device to the SLC loop, take the following precautions to prevent potential damage to the panel or device verify the following:

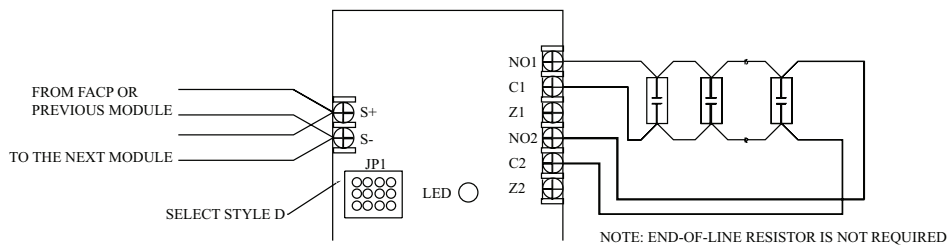
1. Power to the device is removed
2. Field wiring is correctly installed.
3. Field wiring has no open or short circuits.

## Installation Using Compatible Electrical Box



## Wiring Diagrams

### DCM-4 With One Class A Circuit



### DCM-4 With Two Class B Circuits

