

Features

- Nominal Voltage 24 VDC
- Lens colors available: amber, blue, green, and red
- Amber lens has field selectable candela options of 15, 30, 75, and 110
- Blue, green and red lens models are fixed 15/75 candela
- SEP can accommodate 1/2" and 3/4" conduit
- Screw Terminals, separate in/out wiring (18-12 gauge)
- Use in conjunction with Potter speaker or wall mount speaker strobe (SOLD SEPARATELY)
- Faceplate available in red or off-white
- Xenon strobe maintains constant minimum flash rate of or at 1Hz
- Product includes 5 year warranty



Application

The Potter FEP and SEP Series is an indoor wall mount expander plate with a quality colored lens strobe to be used in conjunction with a Potter speaker or wall mount speaker/strobe allowing the ability to mount multiple strobes on a single electrical box. Applications include emergency communication, severe weather, evacuation, emergency response and many more.

Description

The FEP Series is to be used in flush mount applications and the SEP Series is to be used in surface mount applications. The FEP and SEP Series strobes are to be used on a 24 VDC system and are available in amber, blue, green, and red lens colors. The amber lens units are provided with a turn dial for field selectable candela options. The blue, green and red lens units are only available in 15/75 candela option. The strobes can be synchronized using the Potter AVSM, FACP's or power supplies that provide a Gentex Synchronization Protocol. All units feature ALERT text on the lens.

The FEP and SEP Series are constructed of high impact textured plastic. The amber lens units additionally comply with the light output dispersion requirement of ANSI/UL 1971 for wall mount applications with a measured candela rating that is equal to the candela listed on the product.

Product Listings

- ANSI/UL1638

Product Compliance

- NFPA 72
- IBC/IFC/IRC

Technical Specifications

Strobe Operating Voltage	16-33VDC
Synchronization Module	Potter AVSM
Operating Temperature	32°F to 120°F (0°C to 49°C)
FEP Unit Dimensions	10.8"H X 6.6"W X 2.8"D
SEP Unit Dimensions	11.5" H X 7.26" W X 5.04" D
Back Box	4" square X 2.125" deep
Shipping Weight	1.5 lbs.

FEP Series Flush Mount Expander Plate				
Model Number	Stock Number	Lens Color	Nominal Voltage	Candela(s)
FEP-A	4890180	Amber	24 VDC	15, 30, 60, 75, 110
FEP-B	4890181	Blue	24 VDC	Fixed 15/75
FEP-G	4890182	Green	24 VDC	Fixed 15/75
FEP-R	4890183	Red	24 VDC	Fixed 15/75

SEP Series Surface Mount Expander Plate				
Model Number	Stock Number	Lens Color	Nominal Voltage	Candela(s)
SEP-A	4890184	Amber	24 VDC	15, 30, 60, 75, 110
SEP-B	4890185	Blue	24 VDC	Fixed 15/75
SEP-G	4890186	Green	24 VDC	Fixed 15/75
SEP-R	4890187	Red	24 VDC	Fixed 15/75

FEP/SEP Blue, Green, and Red Lens Strobe Current Ratings		
Fixed 15/75 Candela Strobe		
Lens Color	Regulated 24 VDC Max. Operating Current (mA)	Regulated 24 VFWR Max Operating Current (mA)
Blue	280	274
Green	360	479
Red	397	438

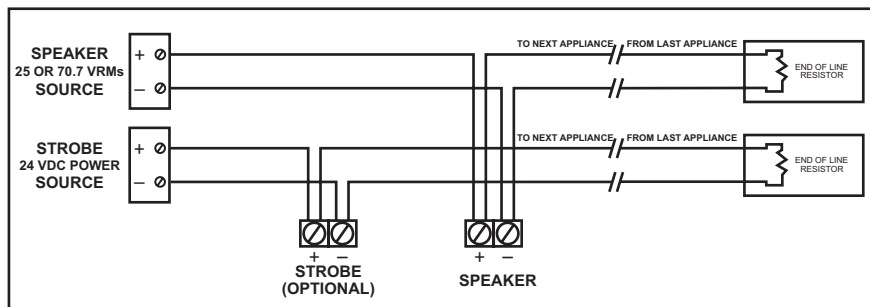
FEP/SEP Amber Lens Strobe Current Ratings		
Candela	Regulated 24 VDC Max. Operating Current (mA)	Regulated 24 VFWR Max Operating Current (mA)
15	78	113
30	96	135
60	137	186
75	180	245
110	224	313

NOTE:

- For nominal and peak current across ANSI/UL regulated voltage range for filtered DC power and unfiltered (FWR(Full Wave Rectified)) power see installation manual.
- Potter does not recommend using a coded or pulsing signaling circuit with any of our strobe products.
- The FEP/SEP series is not to be used as a visual public mode alarm notification appliance.

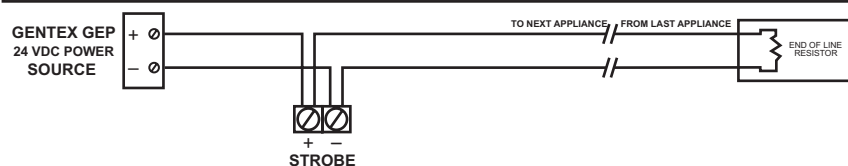
Wiring Diagram

CAUTION: DO NOT USE LOOPED WIRE UNDER TERMINALS. BREAK WIRE RUN TO PROVIDE SUPERVISION OF CONNECTION.



NOTE: SPEAKER OR SPEAKER/STROBE USED WITH FEP OR SEP MUST BE ORDERED SEPERATELY.

WIRE CONDUCTIVITY	
18 AWG	60
16 AWG	95
14 AWG	153
12 AWG	244

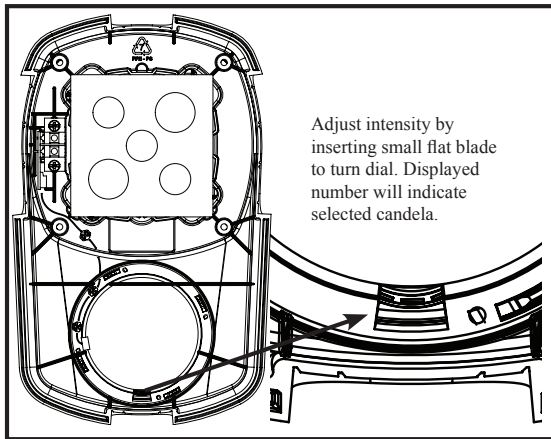


• **MAX WIRE DISTANCE - $\frac{\text{PANEL VOLTAGE} - \text{DEVICE MINIMUM VOLTAGE}}{\text{TOTAL CURRENT DRAW}}$ - X WIRE CONDUCTIVITY**

- **CAUTION: APPLIES ONLY TO REGULATED SUPPLIES.**
- **NOTICE: POWER IS SUPPLIED TO DEVICES WHEN CONTROL PANEL IS LATCHED.**

NOTE: All strobes are designed to flash as specified with continuous applied voltage. Strobes should not be used on coded or pulsing signaling circuits. However use of the Potter AVSM control module or GenTex synchronization protocol is permitted to synchronize the strobe, horn and/or mute the horn.

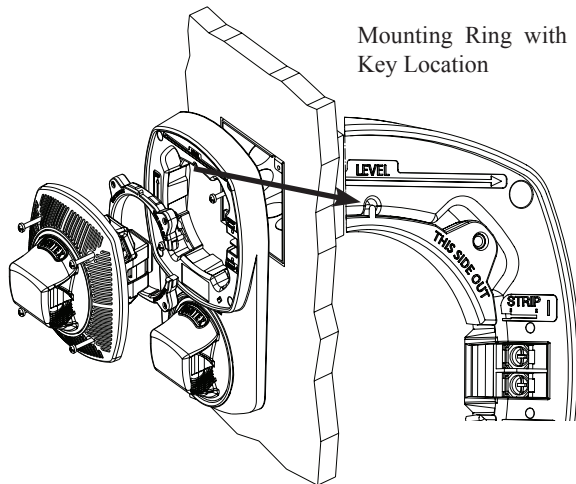
Candela Selection: FEP and SEP Only



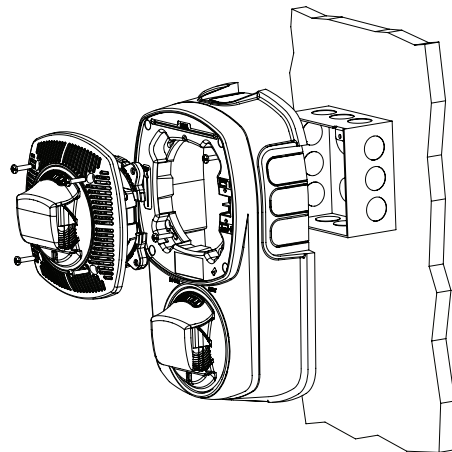
Additional Mounting Notes:

- Attach speaker or speaker/strobe using the mounting ring.
- Level line is to aid in alignment during installation.
- Includes wire strip guide.
- Includes four base locations for additional screw support, if needed.

Installation FEP Flush Mount Expander Plate



Installation SEP Surface Mount Expander Plate



Architect and Engineering Specifications

The expander plate shall be Potter FEP or SEP Colored Lens Expander Plate or approved equivalent and shall be listed by Underwriters Laboratories, Inc. per ANSI/UL 1638 and the amber lens shall have compliance with the polar dispersion requirements of ANSI/UL 1971. The FEP or SEP shall comply with all local, state and federal fire alarm code/standards. The visual signal shall have a minimum 1 Hz flash rate regardless of input voltage. The unit shall have an input range of 16-33 volts with either direct current or full wave rectified power for 24 volt models. All field wiring connections shall be made via separate in-out terminal connections.