



- Meets or exceeds NFPA/ANSI Standards and ADA Accessibility Guidelines
- UL Listed for wall mounting
- Screw terminal capacity up to AWG12
- Universal mounting plate included
- 24V DC strobe with two field selectable settings: 75cd or 110cd
- Polarized strobes with wide operating voltage range using filtered DC or unfiltered FWR input voltage
- Mounts to 4" square, single gang, double gang, or octagonal back box
- Tamper-proof candela selector switch
- Synchronization requires Sync Module (SMD10-3A)
- Available in red or white housing



Amseco's Select-A-Strobe Series is designed to comply with the Americans with Disabilities Act (ADA) and meet UL standard 1971 requirements for emergency signaling devices for the hearing impaired.

The Select-A-Strobe SL24W series features a unique candela intensity field selector switch for alternating the candela output 75cd to 110cd. The strobe housing is clearly labeled with vertical "FIRE" lettering. The strobe is polarized for connecting to supervised fire alarm circuits and is designed with a xenon flashtube to provide maximum performance with a candela intensity field selector switch.

The SL24W-75110 can be synchronized by using the SMD10-3A Sync Module to comply with NFPA recommendations concerning photosensitive epilepsy when installing two or more visual appliances within the field of view. The strobe signals are listed for indoor use, wall mount, under UL 1971 standard.

Ordering Information

Model Number	Stock Number	Housing Color	Input Voltage	Operating Voltage Range	Selectable Strobe Output	Flash Rate	Wiring Type	Mounting Type	Operating Temperature Range
SL24W-75110R	4560019	Red	Regulated 24V DC/FWR	16 - 33V DC 16 - 33V FWR	75cd or 110cd	60 times/ min.	Terminals	Wall Mount	32°F - 120°F (0°C - 49°C)
SL24W-75110W	4560020	White							

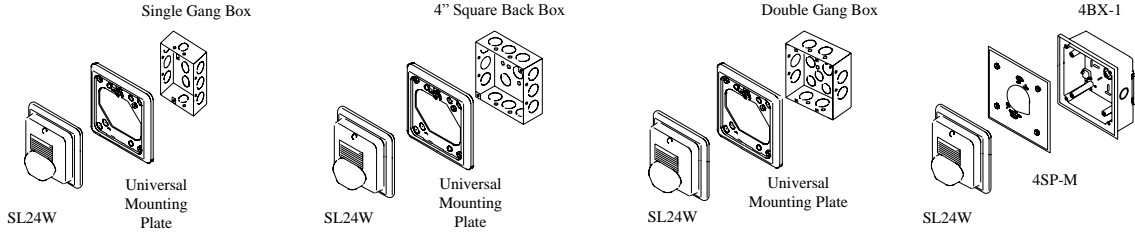
Engineering Specifications

The visual alarm indicating appliance shall be Amseco model SL24W-75110 or equivalent device. The strobe shall be listed under UL 1971 standard for signaling devices for the hearing impaired and shall be approved for fire protective service. For outdoor applications and in UL NEMA-4X rated or UL Haz Dust Tight condition, use Amseco UL/ULC ESH1229/1229HTR polycarbonate covers. The candela output shall be field selectable, having a dual setting of 75cd or 110cd output. The signaling strobe shall operate on 24V DC from a non-coded regulated DC supply or full-wave rectified, unfiltered supply. The strobe shall be designed to produce one signal flash per second with continuously applied minimum voltage. The strobe shall have a universal back mounting plate, capable of wall mounting to a back box. When strobe synchronization is required, the strobe shall be compatible with Amseco SMD10-3A (daisy chain) or other source of Amseco sync protocol. Visual signaling devices shall be installed in accordance with current NFPA guidelines.

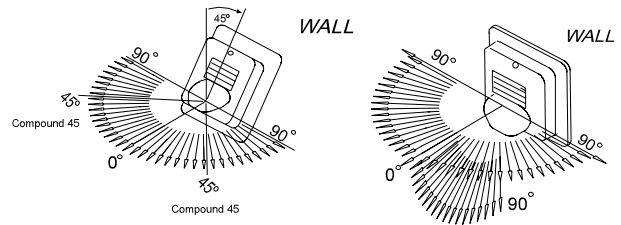
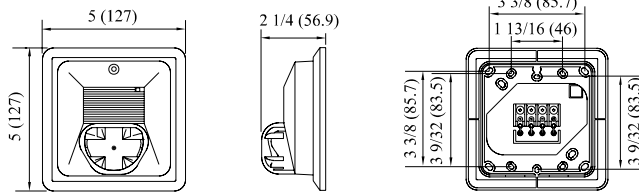
WARNING

Strobes must be used only on circuits with continuously operating voltage. DO NOT use strobe on coded or interrupted circuits in which the applied voltage is interrupted ON and OFF as the strobe may fail to flash. The applied voltage must be within its rated input voltage range. Fuse ratings on signaling circuits must handle peak currents from all devices connected to those circuits.

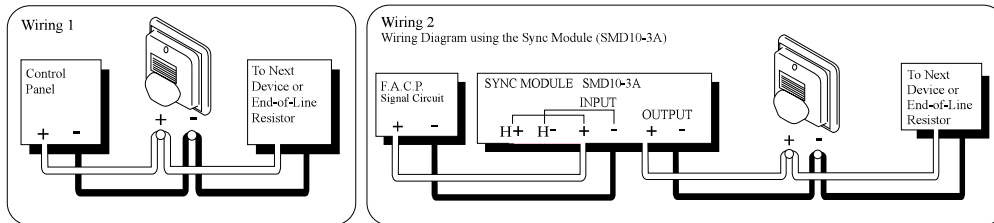
Installation



Dimensions: inches (mm)

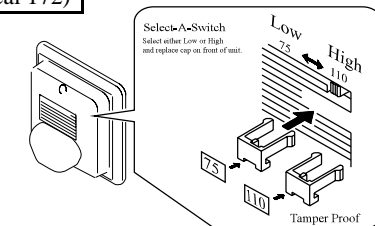


Wiring Diagram



Strobe Light Specifications	Max. RMS Operating Current	
	Regulated 24V DC	Regulated 24V FWR
75cd	137 (typical 90)	190 (typical 135)
110cd	189 (typical 120)	256 (typical 172)

Sound Output Dispersion	Horizontal dB	Vertical dB
	+90	-6
+60	-2	-2
+30	-1	-1
0	0	0
-30	-1	-3
-60	-2	-5
-90	-6	-6



	Under ULC 525/526	ULC Current at 24V DC (mA)
75cd		93
110cd		120

DEGREES	UL Required Minimum Light Output	Horizontal		Vertical	
		75 cd	110cd	75cd	110cd
0		75.00	110.00	75.00	110.00
5-25		67.50	99.00	67.50	99.00
30		56.25	82.50	67.50	99.00
35		56.25	82.50	48.75	71.50
40		56.25	82.50	34.50	50.60
45		56.25	82.50	25.50	37.40
50		41.25	60.50	20.25	29.70
55		33.75	49.50	16.50	24.20
60		30.00	44.00	13.50	19.80
65		26.25	38.50	12.00	17.60
70		26.25	38.50	11.25	16.50
75		22.50	33.00	9.75	14.30
80		22.50	33.00	9.00	13.20
85-90		18.75	27.50	9.00	13.20
Compound 45		18.00	26.40	-	-