



CM24W SELECT-A-CHIME HORN



- Meets or exceeds NFPA/ANSI Standards
- UL Listed for wall mounting
- Screw terminal capacity up to AWG #12
- Universal mounting plate included
- Horn field selectable tones:
 - 2700 Hz or 2400 Hz
 - Temporal or Non-temporal
 - High or low dBA output
- Mounts to 4" square, single gang, double gang, or octagonal back box
- Synchronization requires Sync Module (SMD10-3A)
- Available in red or white housing

Amseco's Select-A-Chime Series is designed to provide audible (private mode) for fire alarm protection systems. It meets or exceeds NFPA/ANSI audible emergency evacuation signal and UL 464 (private mode).

The CM24W provides a continuous tone or temporal pattern (code 3) tone when constant voltage from a FACP is applied. Each tone has two dBA level settings (high or low) that can be achieved with the use of mini-jumpers located on the back of the unit. The CM24W Series can be connected either independently or in unison. These appliances are polarized for connecting to supervised fire alarm circuits.

The CM24W can be synchronized by using the SMD10-3A Sync Module.

Ordering Information

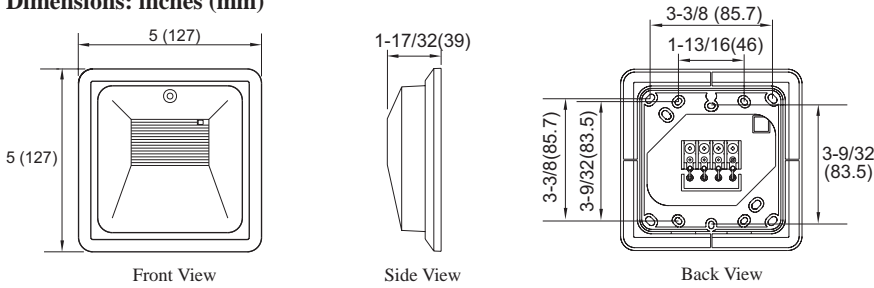
Model Number	Housing Color	Input Voltage	Operating Voltage Range	Horn Sound Output	Wiring Type	Mounting Type	Sync Module	Operating Temperature Range
CM24WR	Red	Regulated 24C DC/FWR	16-33V DC 16-33V FWR	Selectable	Terminals	Wall	SMD10-3A	32°F - 120°F (0°C - 49°C)
CM24WW	White							

Engineering Specifications

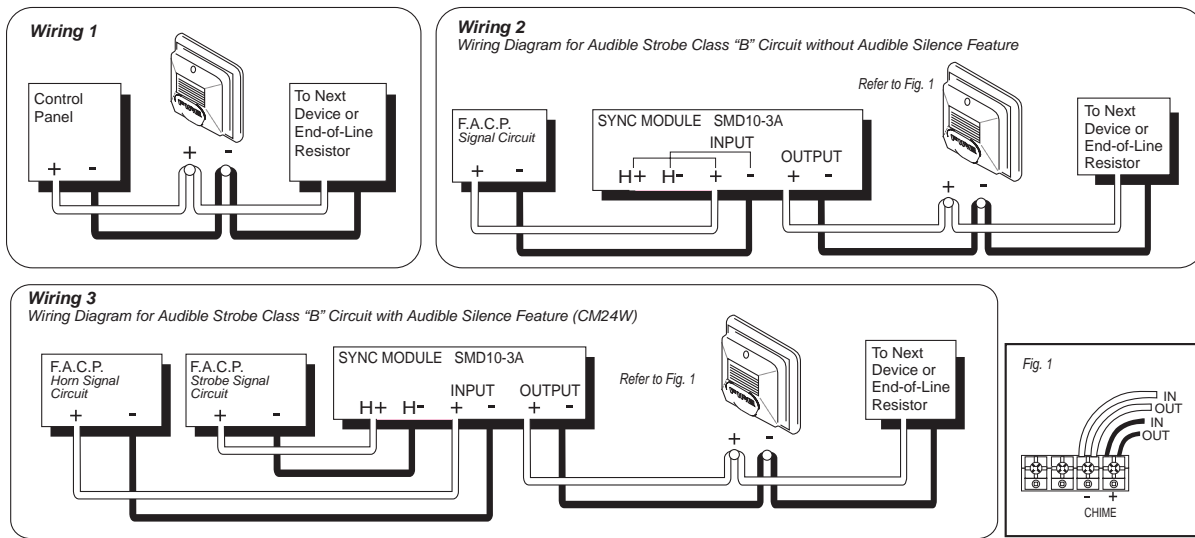
The audible alarm indicating appliance shall be Amseco Model CM24W or equivalent device. The chime shall be listed under UL 464 standard for audible signaling appliance and shall be approved for fire protective service. The sound output shall be field selectable. The chime shall provide two different field selectable temporal or steady tones, and a high and low field selectable sound output setting. The signaling chime shall operate on 24V DC from a non-coded, regulated DC supply or full-wave rectified, unfiltered supply. The chime shall have a universal back mounting plate, capable of wall mounting to a back box. When strobe synchronization is required, the chime shall be compatible with the Amseco SMD10-3A (daisy chain) or other source of Amseco sync protocol. Signaling devices shall be installed in accordance with current NFPA guidelines.

Chime Only Current Draw Table		PC3: Pattern PC2: Tone PC1: Volume			Maximum RMS Operating Current (mA)		Minimum Sound Output (dBA at 10 ft per UL 464)	
Non-Temporal		PC3	PC2	PC1	Regulated 24V DC	Regulated 24V FWR	Regulated 24V DC	
		2700 Hz	HIGH	1	1	1	45	58
LOW	1		1	0	40	52	61	
2400 Hz	HIGH		1	0	1	44	57	54
	LOW		1	0	0	40	52	50
Temporal	2700 Hz	HIGH	0	1	1	45	58	65
		LOW	0	1	0	40	52	60
	2400 Hz	HIGH	0	0	1	44	57	53
		LOW	0	0	0	40	52	48

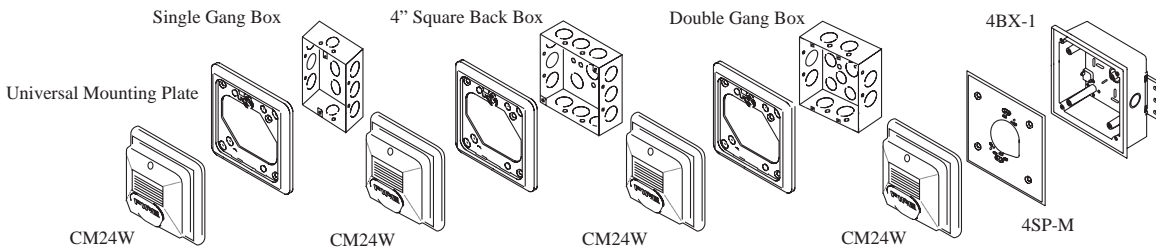
Dimensions: inches (mm)





Wiring Diagram



Installation Options



Tone Selection	PC3 Pattern	PC2 Tone	PC1 Volume
Jumper		Non-Temporal 2700 Hz	High
		Temporal 2400 Hz	Low

