



CSL24W SERIES COLORED SELECT-A-STROBE



- Available strobe colors: amber, blue, green, or red
- UL Listed for wall mounting
- Screw terminal capacity up to AWG12
- Selectable candela output
- NFPA/ANSI compliant
- Polarized strobes with wide operating voltage range using filtered or unfiltered FWR input voltage
- Designed for use in non-sleeping areas
- Minimum one flash per second (1 Hz)
- Synchronization requires Sync Module (SMD10-3A)
- Available in red or white housing
- All models mount to a 4" or single gang back box

The Amseco Colored Strobe utilizes a patented design that produces a true color output. The CSL24W offers a slim-line look with a stylish rounded strobe. The CSL24W colored strobes are listed for indoor wall mount applications. The terminal strips allow for various wire sizes and provide a simple connection of one or multiple devices.

These strobes are used in various applications such as Mass Notification, Severe Weather Warning, Machine Operation, Industrial Detection Systems, Access Control and many, many more. These devices are UL listed for general signaling (UL 1638) and comply with the requirements for signaling of the hearing impaired (UL 1971). The bodies of the strobes are available in red or white.

Ordering Information

Model Number	Stock Number	Strobe Color	Housing Color	Input Voltage	Strobe Candela	Mounting Type	Light Output	Flash Rate (times/min.)	Temperature Operating Range
CSL24W-AW	4800010	Amber	White	Regulated 24V DC/ FWR	75 / 145	Wall Mount	Low / High	60	32°F - 120°F (0°C - 49°C)
CSL24W-BW	4800012	Blue			40 / 79				
CSL24W-GW*	4800014	Green			79 / 154				
CSL24W-RW	4800016	Red			35 / 68				
CSL24W-AR*	4800009	Amber	Red		75 / 145				
CSL24W-BR*	4800011	Blue			40 / 79				
CSL24W-GR*	4800013	Green			79 / 154				
CSL24W-RR*	4800015	Red			35 / 68				

* Contact Potter before ordering

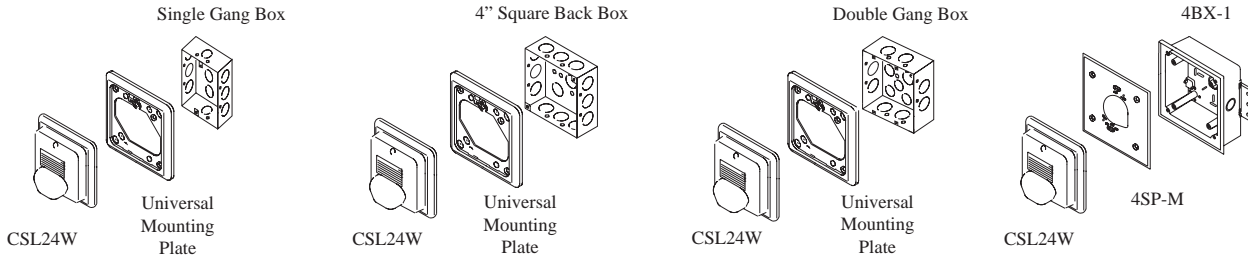
Engineering Specifications

The Amseco CSL24W colored strobe/horn shall be provided for visual notification. The device shall have a universal mounting plate and connect to a single gang, double gang, four inch square or octagon box. The devices shall be UL listed for General Signaling and shall comply with light output requirements of UL 1971 for spacing. The colored strobes shall have a minimum light output of 15 cd. The reflective mirror shall be the same color as the lens to produce a true color of amber, red, blue or green. The strobe shall operate between 16 and 33 VDC regulated or full wave rectified. The strobe shall flash a minimum of once a second continuously at 16 VDC.

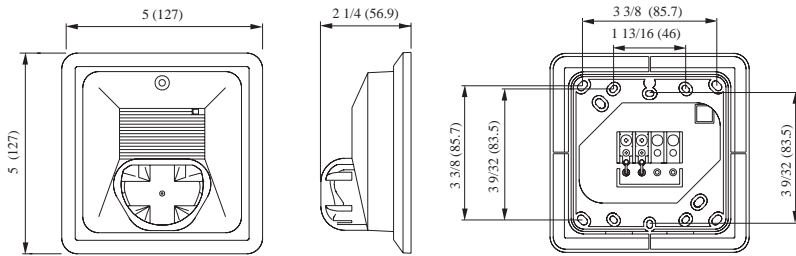
CSL24W SERIES

COLORED SELECT-A-STROBE

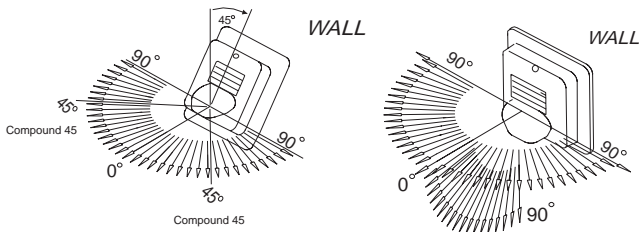
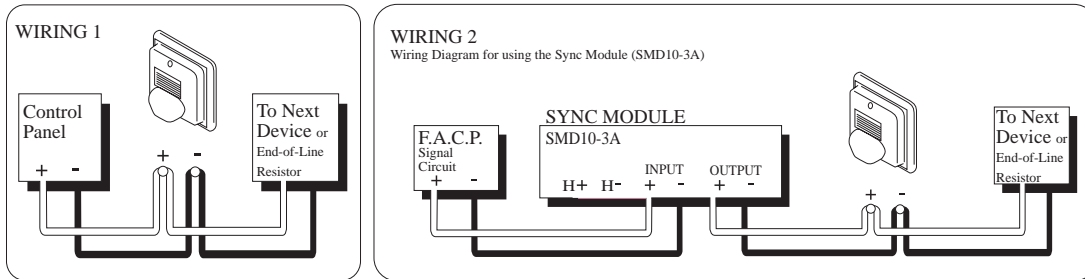
Installation



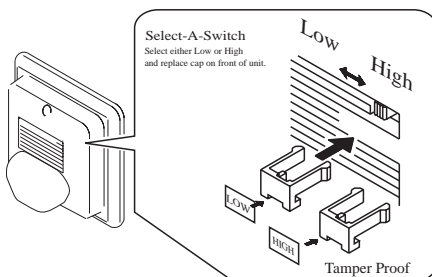
Dimensions: inches (mm)



Wiring Diagram



Under ULC 525/526	ULC Current at 24V DC (mA)
15cd	99
30cd	129



Strobe Light Specifications	Max. RMS Operating Current	
	Regulated 24V DC	Regulated 24V FWR
Low	83	120
High	128	175

Light Output Dispersion	Light Output on Axis (cd)	
	Low	High
Amber	75	145
Blue	40	79
Green	79	154
Red	35	68