

Features

- NEMA type 3R and 4X ratings for corrosion and weatherproofing.
- IP54 and IP66 rated for protection against dust and water horn patterns (Continuous, T3, T3/T4) for fire and CO signaling in one device.
- LED Technology for Energy Efficiency:
 - Six candela settings: 15 - 185 Cd
 - 1/8 watt up to 8 watts (70V)
 - 25 or 70 VRMS
- 6 field-selectable settings for both wall and ceiling models.
 - Wall: 15 cd - 185 cd / Ceiling: 15 cd - 177 cd
- Strobe synchronization with Potter fire alarm control panels and power supplies. Ability to mix xenon and LED strobes in the same field of view.
- 5-year warranty



Description

The Potter Weatherproof PE Series feature advanced LED technology with a range of low and high candela settings for wall and ceiling-mount applications. cutting-edge solution delivers optimal performance thanks to its NEMA type 3R and 4X ratings, which make it resistant to corrosion, ice formation.

Rich in features, the devices offer 6 candela settings and 3 horn patterns within a single unit. Installation is simplified with pre-wire/pre-test capabilities via a hinged mounting plate. The PE Series is designed for 24V operations. The PE-3R/4XHN can also be used in 12V applications.

High Efficiency, LED Technology

The PE Weatherproof series of LED strobes utilize LED technology and optical design to improve efficiency and reduce overall power consumption. Strobe models offer six candela settings (15, 30, 75, 1010, 135, 185 cd for clear LED and 15, 30, 75, 110, 150, 177 cd for amber LED models).

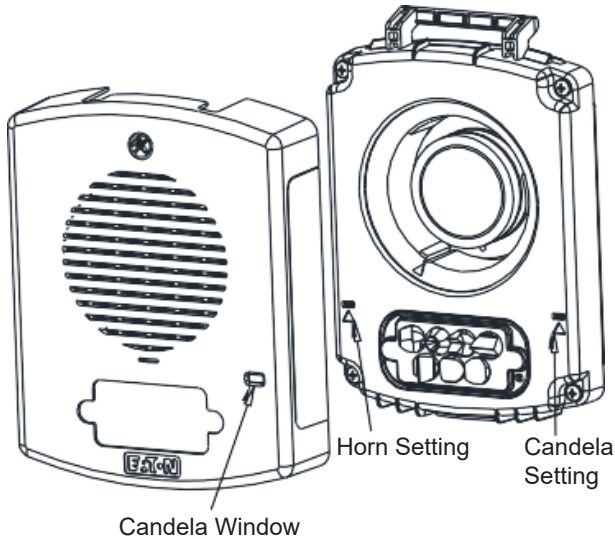
Product Listing:

- UL Listed
- FM Approved
- CSFM

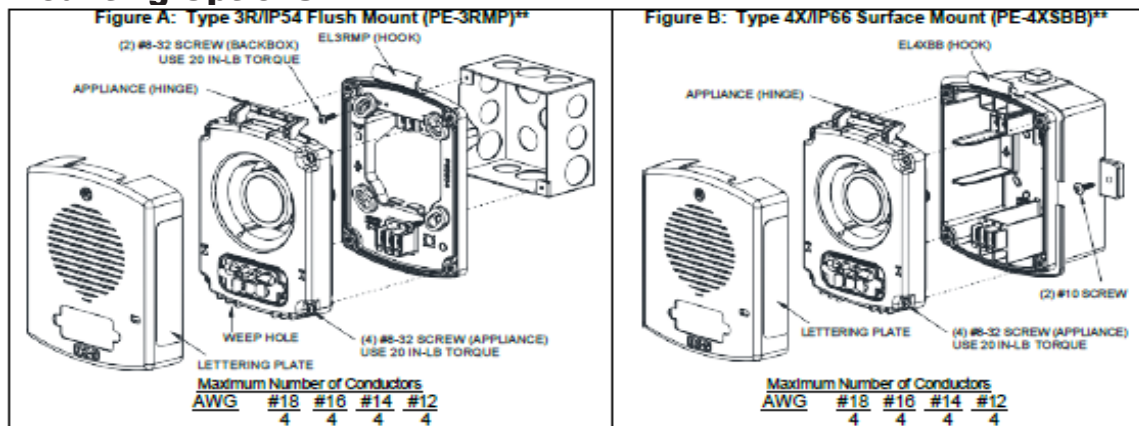
Technical Specifications

Mounting Options	<ul style="list-style-type: none"> • Ceiling or wall mount • 3R comes with mounting plate • 4X comes with backbox
Wire Gauge	<ul style="list-style-type: none"> • #12 through #18 AWG
Operating Temp	<ul style="list-style-type: none"> • -40°F to 150°F (-40°C to 66°C) • Maximum humidity 95%
Dimensions	<ul style="list-style-type: none"> • 3R: 7.8"L x 5.75"W x 1.6"H • 4X: 8"L x 6.5"W x 4.5"H • The 4X box has 3/4" NPT entries/plugs
Operating Voltage	<ul style="list-style-type: none"> • 16-33 VDC/FWR. • HN only is 12/24 VDC
Strobe Output Rating	<ul style="list-style-type: none"> • Clear 15/30/75/110/150/185 Cd • Amber 15/30/75/95/150/177 Cd
Synchronization Models	<ul style="list-style-type: none"> • Strobes can be synchronized with Potter fire alarm control panels and power supplies using Wheelock® sync protocol.

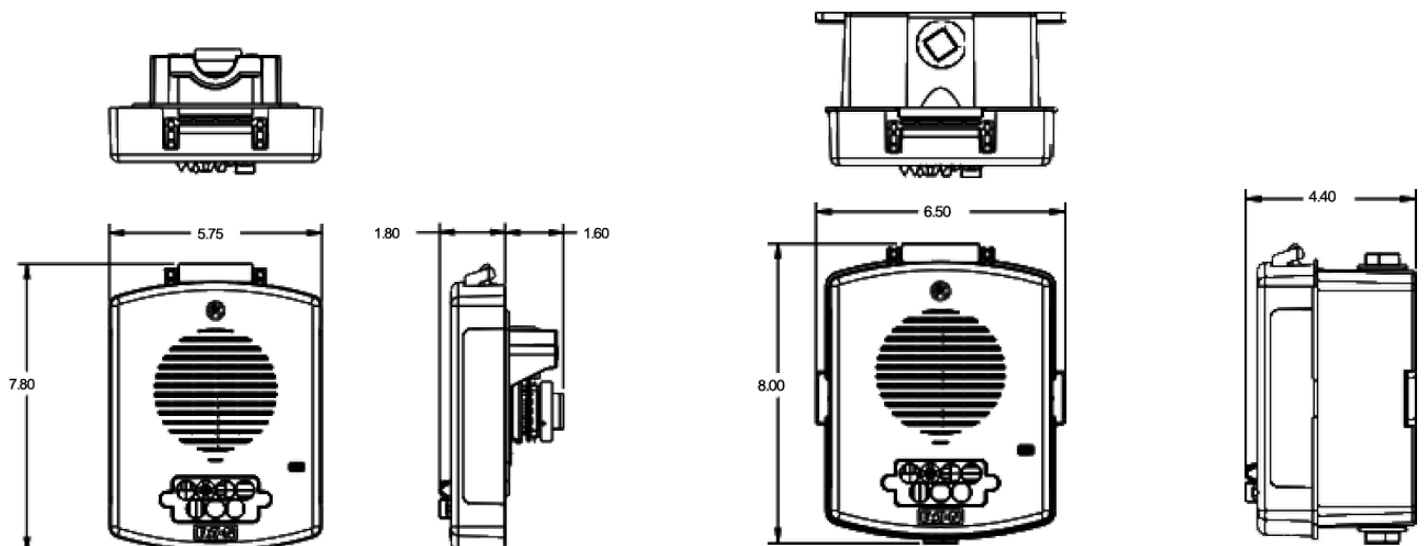
PE-3R/4XHS and PE-3R/4XST Switch Locations



Mounting Options



Dimensions



Regulated Voltage Range VDC

Model Number	Regulated Voltage Range VDC	High dB	Low dB
PE-3R/4XHN	8.0 - 17.5	0.054	0.034
	16.0 - 33.0	0.052	0.038

PE-STR & PE-HS Strobe Current Ratings

24 VDC (16 - 33 Volts)								
Model Number	15 cd	30 cd	75 cd	95 cd	110 cd	150 cd	177 cd	185 cd
PE-3R/4XST	0.026	0.038	0.070		0.097	0.179		0.206
PE-3R/4XSTA	0.026	0.038	0.070	0.097		0.179	0.206	
At Anechoic High Continuous								
PE-3R/4XHS	0.063	0.083	0.105	0.1027	0.127	0.193	0.230	0.230
At Anechoic Low Continuous								
PE-3R/4XHS	0.045	0.066	0.085	0.107	0.107	0.175	0.215	0.215

PE-HN & PE-HS Horn Ratings

PE-HN & PE-HS dBA Sound Output			
Description	Reverberant dBA Per UL 464		
	Volume	PE-3R/4XHN @ 12V	PE-3R/4XHN, PE-3R/4XHN @ 24V
Continuous Horn	High	83	90
	Low	74	86

Notes:

When the application requires T4; field devices must be set to T3/T4 Horn setting and in the Potter Programming Software the corresponding circuit be set to Wheelock T4

Specification & Ordering Information

Model Number	Part Number	Lens	Strobe Candela	Red	White	Lettering
Horn Strobes						
PE-3RHS-FR	4871169	Clear	15, 30, 75, 95/110, 150, 177/185	X		Fire
PE-3RHS-FW	4871170	Clear	15, 30, 75, 95/110, 150, 177/185		X	Fire
PE-4XHS-FR	4871190	Clear	15, 30, 75, 95/110, 150, 177/185	X		Fire
PE-4XHS-FW	4871191	Clear	15, 30, 75, 95/110, 150, 177/185		X	Fire
Strobes						
PE-3RST-FR	4871152	Clear	15, 30, 75, 110, 150, 185	X		Fire
PE-RST-FW	4871153	Clear	15, 30, 75, 110, 150, 185		X	Fire
PE-3RSTA-ALW	4871150	Amber	15, 30, 75, 95, 150, 177		X	ALERT
PE-4XST-FR	4871190	Clear	15, 30, 75, 110, 150, 185	X		FIRE
PE-4XST-FW	4871191	Clear	15, 30, 75, 110, 150, 185		X	FIRE
PE-4XSTA-ALW	4871171	Amber	15, 30, 75, 95, 150, 177		X	ALERT
Horns						
PE-3RHN-FR	4871238			X		No Lettering
PE-3RHN-FW	4871240				X	No Lettering
PE-4XHN-FR	4871239			X		No Lettering
PE-4XHN-FW	4871241				X	No Lettering

Accessories		
Model Number	Part Number	Description
PE-LP-ALR	Red	LETTER PLATE, ALERT, RED (10 PAIR PER PKG. - 1 PAIR PER DEVICE)
PE-LP-ALW	White	LETTER PLATE, ALERT, WHITE (10 PAIR PER PKG. - 1 PAIR PER DEVICE)
PE-LP-AR	Red	LETTER PLATE, AGENT RED (10 PAIR PER PKG. - 1 PAIR PER DEVICE)
PE-LP-AW	White	LETTER PLATE, AGENT WHITE (10 PAIR PER PKG. - 1 PAIR PER DEVICE)
PE-LP-COR	Red	LETTER PLATE, CARBON DIOXIDE, RED (10 PAIR PER PKG. - 1 PAIR PER DEVICE)
PE-LP-COW	White	LETTER PLATE, CARBON DIOXIDE, WHITE (10 PAIR PER PKG. - 1 PAIR PER DEVICE)
PE-LP-EVR	Red	LETTER PLATE, EVACUATE, RED (10 PAIR PER PKG. - 1 PAIR PER DEVICE)
PE-LP-EVW	White	LETTER PLATE, EVACUATE, WHITE (10 PAIR PER PKG. - 1 PAIR PER DEVICE)
PE-LP-FBR	Red	LETTER PLATE, FEU/FIRE, RED (10 PAIR PER PKG. - 1 PAIR PER DEVICE)
PE-LP-FBW	White	LETTER PLATE, FEU/FIRE, WHITE (10 PAIR PER PKG. - 1 PAIR PER DEVICE)
PE-LP-FR	Red	LETTER PLATE, FIRE, RED (10 PAIR PER PKG. - 1 PAIR PER DEVICE)
PE-LP-FW	White	LETTER PLATE, FIRE WHITE (10 PAIR PER PKG. - 1 PAIR PER DEVICE)
PE-LP-MR	Red	LETTER PLATE, EMERGENCY, RED (10 PAIR PER PKG. - 1 PAIR PER DEVICE)
PE-LP-MW	White	LETTER PLATE, EMERGENCY, WHITE (10 PAIR PER PKG. - 1 PAIR PER DEVICE)
PE-LP-NR	Red	LETTER PLATE, NO LETTERS, RED (10 PAIR PER PKG. - 1 PAIR PER DEVICE)
PE-LP-NW	White	LETTER PLATE, NO LETTERS, WHITE (10 PAIR PER PKG. - 1 PAIR PER DEVICE)

Architect & Engineering Specifications

The notification appliances shall be Potter PE-3RHS/ PE-4XHS audible visual strobe appliances, PE-3RST/PE-4XST visual strobe appliances and PE-3RHN/PE-4XHN audible appliances for wall and ceiling- mount applications with a low-profile design or approved equals. Special lettering, including AGENT, ALERT, EVACUATE, and no lettering, shall be available. The outdoor series PE-3RHN/PE-4XHN, PE-3RST/PE-4XST, PE-3RHS/ PE-4XHS, PE-3RSTA/PE-4XSTA (Amber) shall be listed for: Certified to NEMA type 3R | 4X, IP54 |IP66 Certified |Tested to IP67, NFPA 72 2016 (Meets maximum light pulse duration of 20 ms), IEC 60529 2nd edition + amend- ment 3- August 2013, FCC Part 15B / ICES-003- Class A, UL 50 13th edition- October 2020, UL 50E 3rd edition- October 2020, UL464 11th edition: CAN/ULC 525 5th edition- May 2023, UL1480 7th edition: CAN/ ULC S541 5th edition- May 2023, UL1638 6th edition: CAN/ULC S526 5th edition- April 2023, California State Fire Marshal (CSFM), Factory Mutual (FM), ADA/NFPA/ANSI/OSHA. All inputs shall be compatible with standard reverse polarity supervision of circuit wiring by a Fire Alarm Control Panel (FACP) with the ability to operate from 16 to 33 VDC/VFWR.

The PE-3RHS/PE-4XHS audible strobe and PE-3RST/PE-4XHS strobe appli- ances shall produce a flash rate of one (1) flash per second over the Regulated Voltage Range and shall incorporate a Light Emitting Diode (LED) as the light source with a rugged Lexan® lens. The appliances shall be of low current design. The LED strobe flash duration shall be 20 ms. Where Multi-Candela appliances are specified, the strobe intensity shall have 6 field selectable settings at 15, 30, 75, 110, 150 and 185 candela for the clear lens and 15, 30, 75, 95, 150, 177cd for the amber lens. The selector switch for selecting the candela shall be tamper resistant. Appliances with candela settings shall show the candela selection in a visible location at all times when installed.

The PE-HS audible strobe, PE-ST strobe, and PE-HN audible shall include a hinged mounting plate. Mounting options shall include PE-SBB backboxes, single-gang backbox and to 4" square with adapter kit for wall-mount models and PE-SPKBB backboxes, 4" square, 1 1/2" or 2 1/8" deep and 4" Octagonal, 1 1/2" or 2 1/8" deep for ceiling models. Two wire appliance wiring shall be capable of directly connecting to the mounting base. Removal of an appliance shall result in a supervision fault condition by the Fire Alarm Control Panel (FACP). All notification appliances shall be backwards compatible.

The audible shall have a choice of three (3) horn patterns (high & low output): Continuous, T3, and T3/T4 for fire (T3) and CO (T4) signaling. The PE-3RHS/PE-4XHS audible strobe, PE-3RST/PE-4XST strobe (clear and amber), and PE-3RHN/PE-4XHN audible shall include a hinged mounting plate.

The outdoor series PE-3RHN/PE-4XHN, PE-3RST/PE-4XST, PE-3RHS/PE-4XHS, PE-3RSTA/PE-4XSTA (Amber) appliances shall include a mounting plate or surface mounting box from the factory. The outdoor series PE-3RHN/ PE-4XHN, PE-3RST/PE-4XST, PE-3RHS/PE-4XHS, PE-3RSTA/PE-4XSTA (Amber) incorporates pre-wire, pre-test mounting plate and back box terminals. The outdoor series PE-3RHN/PE-4XHN, PE-3RST/PE-4XST, PE-3RHS/PE-4XHS, PE-3RSTA/PE-4XSTA (Amber) rated to NEMA type 3R, IP54 and NEMA type 4X, IP66 respectively, when used with the included mounting accessory. Two wire appliance wiring shall be capable of directly connecting to the mounting plate or back box. Removal of an appliance shall result in a supervision fault condition by the Fire Alarm Control Panel (FACP). All notification appliances shall be backwards compatible.

The outdoor series PE-3RHN/PE-4XHN, PE-3RST/PE-4XST, PE-3RHS/PE-4XHS, PE-3RSTA/PE-4XSTA (Amber) appliances shall provide installers ease of installation provided by the self-supporting hanging hinge feature.

When synchronization is required, the appliance shall be compatible with Wheelock®'s DSM Sync Modules, PS Power Supplies, Intelligent Notification Controller, SAFEPATH products or other manufacturer's panels with built- in Wheelock® Patented Sync Protocol. The strobes shall not drift out of synchronization at any time during operation. If the sync protocol fails to operate, the strobe shall revert to a non-synchronized flashrate and still maintain (1) flash per second over its Regulated Voltage Range. The appli- ance shall also be designed so that the audible signal may be silenced while maintaining strobe activation when used with Wheelock® patented sync protocol.