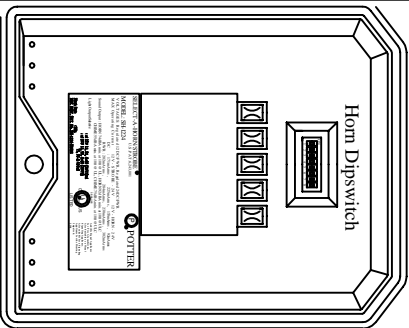
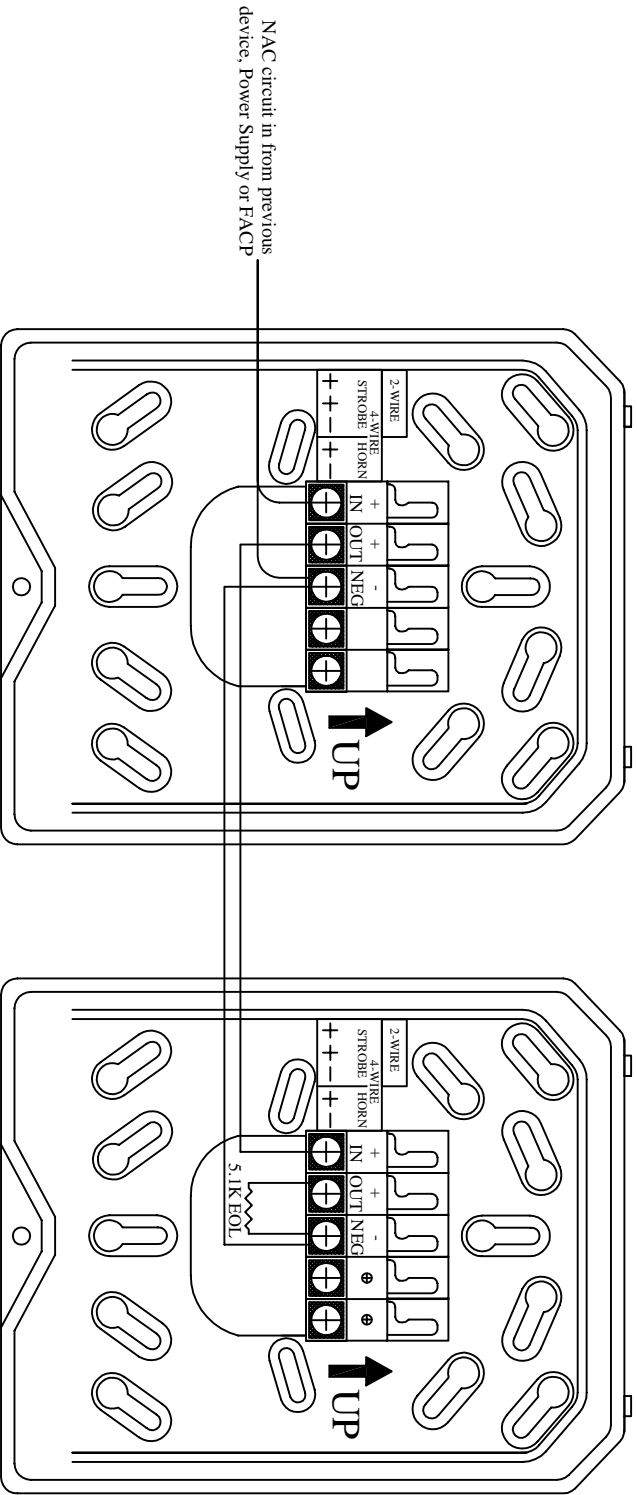


SL-1224 Strobe, SH-1224 Strobe/Horn (2-Wire) and H-1224 Horn (Class B)



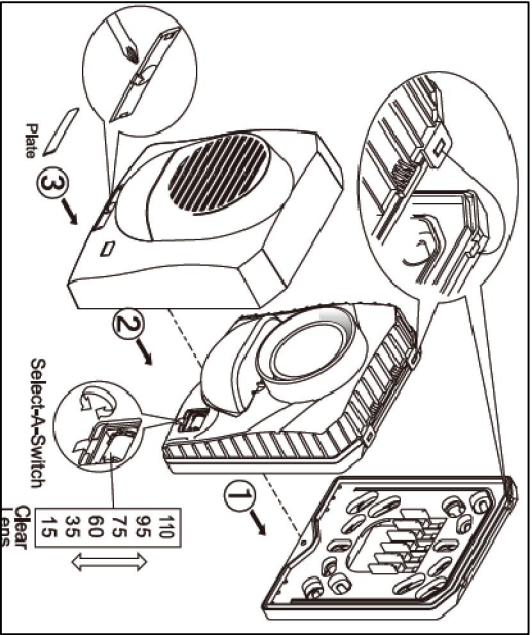
Back View of SH-1224 Strobe horn

**Horn Dipswitch - For SH-1224-SW7 & SW-8 Must Be ON When Wiring As Shown**

PATTERN	SW1	SW2	tone	SW3	SW4	VOLUME	SW5	SW6
NON-TEMP	ON	OFF	2400 Hz	ON	ON	LOW	OFF	OFF
*TEMP	OFF	OFF	*ELECTRO-MECH	ON	OFF	MID	ON	OFF
MARCH	ON	ON	BROAD BAND	OFF	ON	*HIGH	ON	ON

\*SW7 & SW8 ON - Horn/Strobe on 2 Wires : SW7 & SW8 OFF - Horn and Strobe on 4-Wires

**\*Recommended settings unless otherwise specified by AHJ or A/E specifications**



**Note:** No T-Tapping or Parallel Branching Allowed On NAC Circuit Wiring